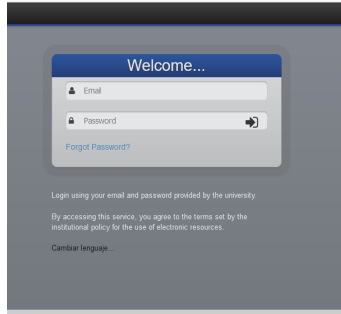


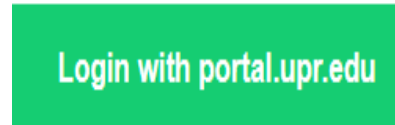


Instrucciones para completar solicitudes a través de **portal.upr.edu**

1. Accede a **portal.upr.edu**



4. Presione el enlace "login with portal..."

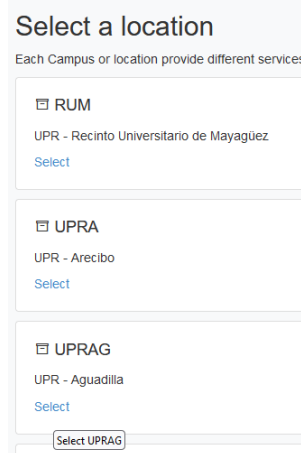


2. Presiona el icono "services"

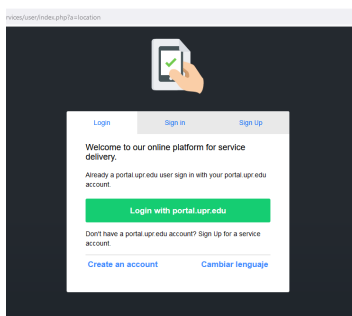


Services

5. Le llevará a "select a location", escoja UPRAG



3. Le llevará a la plataforma de "Service Delivery"



6. Escoja y complete la solicitud deseada

